



AMA Charter #141

May 2009

Transmitter

The Newsletter of the Palomar RC Flyers

RC Web Site — www.PalomarRCFlyers.org

Parents please pass this copy of the Transmitter on to your Junior Member (s) as you see fit.

Presidents Column

May President's Column

May is upon us! The Fallbrook Air Fair has come and gone and this month we have some exciting events!

First, I want to thank everyone who participated in the Fallbrook Air Fair. It should be noted that a film crew produced a film documenting the Air Show and our Clubs participation. However, while I did view Part 1 of the film on "YouTube" earlier this week, the footage no longer seems to be available and the site states "This video has been removed by the user". Never-the-less, the show was fantastic and I want to thank Glen Pohly and his crew for all the hard work that went into the planning, preparation and execution of the Palomar R/C Flyer's involvement. I particularly want to thank Bob Lang for being our announcer at this event. It was good to sit down and chat with him at length!

We had, by my count, over 125 model aircraft at the event.

Every type of model aircraft was represented at the show from turbine aircraft to WWI biplanes. We had some fantastic Helicopter flying by Don White and Justin Barry. The combat guys flew a tremendous demonstration with a coup-de-gras midair at the end. Vince and his son flew several turbine and electric jets. Danny Lanz flew his Giant Sea Fury and was joined by a non-club member who flew a beautiful A6M4 Mitsubishi Zero and a Supermarine Spitfire MK 6. There was also a terrific flyby of full scale AD-1 Sky raiders! A good time was had by all!

This weekend, May 2, 2009, we are preparing for the wounded Warriors event and praying that it doesn't rain. We will provide the normal barbecue fare of hotdogs and hamburgers for our distinguished guests. I will report on how the event went in the next issue of the transmitter.

The Helicopter Fun Fly is coming together. We have the food in place and the portapotties all scheduled. Justin Barry is finalizing the flight planning and T-shirts the event is scheduled for May 22-24th and

should be fantastic to watch! Plan to attend and call Justin if you would like to help out at the event and earn Palomar Dollars!

On a sad note, I received an email from Ethel Burke informing me that Bill Jacobson passed away from pneumonia on Wednesday evening, April 29, 2009. I am sure you will all join me in offering condolences to his family.

That's all I have for this month. Remember to fly safely, under 400 feet...and have fun!

Your President,
George Dawe



Club Meeting Minutes for April

George reported on the club turnout at the Gilman Springs Dawn Patrol event. Thirty eight pilots brought over forty planes, after the break George showed video of the event. Sean Melton claimed a cut and first place in our inaugural profile foamie electric combat held on April 5th. David Drowns and Pete Sullivan claimed the top spots in the nitro classes.

The club aero tow event got set up and then rained out. George got an FAA exemption to allow soaring to 2700' for our next two glider events. George is still pushing forward on the prospective field at Gregory canyon and Temecula.

The clubs Wounded Warrior buddy box event and thank you BBQ is still on for May 2nd at the field.

Crawford Meeks and friends presented a quick video on their project to develop an Unmanned Aerial Vehicle to use radar and GPS to apply fire retardant to wildfires without risking human life. Model builders and RC pilots are needed. Contact Crawford for details

Joe Buko's treasurers report:

| | |
|--------------|-----------|
| checking | \$6244.47 |
| money market | \$2195.37 |
| total | \$8439.84 |

Model of the month: Frank and Ethel Burke brought in a pair of twin- engined sport models. First was a Twin-Air 20 with a 64" wingspan running pair of GMS .32s weighing 8# 1oz. Frank got the now-discontinued kit from e-bay. The second plane was a Twin-Air 45 with a wingspan of 73" using Magnum 46s. This one weighed in at 10# 7oz. This kit is still available. Frank said that since these were sport models, they didn't need a scale covering job and Ethel took out all the stops and created two beautiful covering designs.

Vince Tolomeo won this month by bringing in another of his great jets. This one was a Yellow aircraft FA-18 done up in Blue Angels Livery. The kit has a fiberglass fuse ,cockpit detailing and scale landing gear. Vince built the 14 pound thrust turbine engine from a kit. Vince said he used spray paint and primer from Walmart.

Executive Meeting Minutes for April

George brought in his older Futaba radio with the latest 2.4 conversion module. He also discussed the 2.4 upgrades available from other manufacturers. (SEE PAGE 4 for photo's of George's conversion)

Bill Hill is pursuing the Gregory Canyon area as a possible new field site. The Fallbrook Flyers will soon be losing their field due to Highway 76 relocation and their members will be welcomed into our club. Membership application will be the same as any new member. Download the form from the web, submit and the membership fee to Varley, make an appointment with Daryl Albert for a check flight with an instructor and then Varley can issue the appropriate membership badge

Joe Buko's treasurers report

| | |
|--------------|--------|
| checking | \$6182 |
| money market | \$2195 |
| total | \$8377 |

The interclub fun fly needs pilots for the club team. Call Bob Peterson for details. Bill Hill ,Gary Thompson and Bob Peterson are already

onboard and UNCLE GEORGE WANTS YOU.

Upcoming Events; May15th Chino Air-fair

Vintage Air-fair May 16th Gillispie Field

Party June 6-7th Heli Field Work

Event Aug 15th Electric Scale

Aug 29th Palomar Dawn Patrol

George's 2.4 conversion



For those of you who still use 72 MHz sys. You can now convert your Transmitter to 2.4 with these plug in conversions. (you have to remove your old antenna do to interference) You do not want to shoot yourself down.



Model of the Month



Vince Tolomeo won this month by bringing in another of his great jets. This one was a Yellow aircraft FA-18 done up in Blue Angels Livery. The kit has a fiberglass fuse ,cockpit detailing and scale landing gear. Vince built the 14 pound thrust turbine engine from a kit. Vince said he used spray paint and primer from Walmart.

Seen at the Field

By Ethel Burke



Frank Burke has built both of these twin engine planes from Northeast Aerodynamics kits. The blue & white single tail has a 64 in. wing span and is powered by two GMS-32 two-stroke glow engines. The maroon & yellow twin tail has a 74 in. wing span with two Magnum 46 two-stroke glow engines.




Todd Melton has newly refurbished this P-47 Thunderbolt razorback for his son Sean. This war bird formerly belonged to Ted Schwope. It has an OS-60 two-stroke engine with a new cowling and new decals added. They flew it together in April

Seen at the Field

By Ethel Burke



James D'Eliseo and Dave Litaker have a new joint venture going on. These two sharp 3-D flyers have partnered up together with this new Giant 30% Ultimate Biplane by Aeroworks. It is powered by a DA-50cc gas engine and has a Vess prop 23 x8. The wing span is 68 in. and they use a J.R. radio. It had several successful flights with both of them flying it. It is always a pleasure watching these two with their expert maneuvers.



Seen at the Field

By Ethel Burke



Bob Barrie has just taken off with a new Trainer that he converted from a float plane to conventional gear for airstrip runway. He is running a Tower Hobbies 46 two-stroke glow engine and is using a Spectrum 2.4 radio.



Bill Hill did a great job on building this Air Kill kit that was designed originally for a combat plane. There is a lot of detailed work put into this Hawker Hurricane. This electric has an AXI 2820-10 with two 2100 milli-amp 3-cell packs in parallel. It is covered with all white Solartex and painted in camouflage colors with an air brush. The cowling and all the decals and markings were hand-made and painted onto plane.

PRCF FUN FLY TEAM

2009 Inter- Club Fun Fly

The fun fly is ready to go. The first event is at Menifee on May 23rd. All those wanting to be on the Fun Fly Team, please contact Bill Hill, Gary Thompson, or myself. We must have at least FOUR members ready to fly at each event. We can have more on the team, and alternate flyers at each event. Last year we kicked butt and we want to do it again if possible. You don't have to be a great flier. Just know the basic moves like: Rolls, Loops, Outside loops, Cuban eights, Horizontal eights, vertical eights, and inverted flight. Nothing difficult. (George, we want to win, so we can only use you as an alternate.) I heard that Charles Swope was interested, yes?

We have a list of events we will pick from. At each Fun Fly we will draw two from the list to do.

Here is the schedule as of now.

Riverside June 13th.

Palomar July 25th

Hemet August 8th

Corona to be announced.

Please come to the May meeting and join the Fun Fly Team.

We will answer any questions at the meeting.

Bob Peterson



UNCLE GEORGE
WANTS YOU ON OUR TEAM

PRCF FUN FLY TEAM

2009 Inter- club Fun Fly list of maneuvers.

Two maneuvers will be drawn the morning of each event. One from column A, and one from column B.
(just like in a Chinese restaurant)

Column A

All column A maneuvers will start and end the same.

Take off, fly to end of runway, make two 90 degree turns to downwind.

(Fill in required maneuvers)

Then land on runway in designated areas. Additional points will be awarded based on where your wheels touch down. Additional points will be used to break ties. This is a timed event. Timing will start when the wheels leave the runway and end when the wheels touch the runway.

1. Perform one horizontal figure eight, followed by two

Cuban eights, followed by a second horizontal figure eight.

Perform three inside loops followed by three axial rolls, followed by three outside loops.

Perform three immelloops- (half inside loop, 360 degree axial roll,

Half inside loop)

Perform two consecutive vertical eights-(from level flight 1/2 inside loop immediately perform
outside loop, finish inside loop.

5. Perform axial roll, followed by one Cuban eight, followed by one
inside loop, end with a second axial roll.
6. Roll to inverted, make one inverted horizontal circle, followed by
An outside loop followed by 2 ½ axial rolls.
7. Perform three outside loops followed by one Cuban eight
followed by three inside loops.
8. Perform three inside loops, climb to comfortable height and do
a three rotation spin, followed by a Cuban eight.
9. Perform 2 ½ axial rolls, follow with a split S turn, another 3 axial rolls upwind, followed by a
climb and a three rotation spin.
10. Perform three outside loops from a comfortable altitude, follow
with a horizontal figure eight, finish with two Cuban eights.

PRCF FUN FLY TEAM

Column B

Taxi events will start and end at start line for timing. Landing or touch and go points will add separately.

Taxi to and around pylon 1, to and around pylon 2, then back to

start line. Turn upwind and take off to level flight, land in area of most points. (touch down in point area)

Taxi around pylon and back to start line. (timed) Then take off,

do two touch and go's and land. Touch down points will count on all three touches.

Take off from behind start line, pass farthest pylon, turn downwind and do one loop. Touch down and land for highest points. (timed on entire flight)

Taxi around two pylons and back to start line. (timed) Take off and do two touch and go's and land for points.

Take off from behind start line, pass farthest pylon, turn

downwind, climb, do three turn spin and land for points. Entire flight is timed.

Take off from behind start line, pass farthest pylon, turn

Downwind, fly downwind pass inverted, roll ½ turn and land for points. Entire flight timed.

Take off from behind start line, pass farthest pylon, turn

Downwind, perform one Cuban eight and land for points.

Entire flight timed.

Taxi around pylon twice, return to start line. (timed) Take off, do two touch and go's, points for all three touch downs.

Taxi around pylon, return to start line. (timed) Take off, do two

Touch and go's then land before crossing starting line. Points for both touch and go's. No points if you touch down after the starting line on landing.

Take off from behind start line, pass farthest pylon, turn

downwind, climb and do a stall turn, climb upwind and do another stall turn and land for points. Entire flight timed.

Hobby People®

DISCOUNT HOBBY STORES

NOW HIRING!

Join the Hobby People Team!

We're expanding!

POSITION OPEN:

Corporate Office Phone Sales and Customer Service Representative for our E-Tail/Mail Order Division
Monday thru Friday
 Morning and Afternoon Shifts Available Now

★ Are you looking for part-time employment?

★ Do you have a basic understanding of this great hobby?

★ Do you need flexible hours around a college schedule?

★ Would you like Hobby People employee discounts?

★ Then, contact us today!

See Fountain Valley store manager for an application, or e-mail:

kylegittins@globalhobby.net
 for more information.

Watch Your Mail Box! It's coming ...

Our annual, **GIANT!**

Hobby People®

DISCOUNT HOBBY STORES

MEMORIAL DAY SALE!

5 DAYS OF INCREDIBLE SAVINGS

Happening Thursday May 21 thru Memorial day, May 25.
OPEN MEMORIAL DAY for SUPER-FANTASTIC SAVINGS!

Don't miss it!



SD-10G

Arriving **June 1**
 at a HP store near you!

SD-10G is a fast, easy-to-use, high-level, 10-channel computer radio with advanced programming for competition helicopters, sailplanes, and powered aircraft. It was developed by Sanwa's best and brightest computer programmers in concert with the most experienced pilots from Sanwa Japan and Airtronics USA: including F3J world champions, 3D helicopter experts, AMA hall of famers, and Pattern Nats champs. This competition-level radio will be equally at home in the hands of a glider pilot as in the hands of a freestyle aerobatic champion. We've worked with pilots for more than an year to ensure every detail, every nuance was developed for the modeler, both sport and competitor. It's coming soon to a Hobby People store near you!



92104 10Ch 2.4GHz Receiver Included

Hobby People®

DISCOUNT HOBBY STORES

CALIFORNIA:

- | | |
|---------------|-----------------|
| Camarillo | Chino Hills |
| El Cajon | Encino |
| Escondido | Fountain Valley |
| Hesperia | Lake Forest |
| La Habra | Lakewood |
| Lawndale | Murrieta |
| Orange | Pasadena |
| Riverside | Redlands |
| Santa Clarita | San Diego |

NEVADA:

- Las Vegas East
- Las Vegas North


For store info, call:

1-866-HOBBY-4-U

CLUB OFFICERS FOR 2009



George Dawe—President



Bill Hill Vice president




Joe Buko Treasurer




Dave Truax
Secretary

BOARD OF DIRECTORS




Bob Peterson




Butch Abongan




Justin Barry




Darrell Albert



Todd Melton



Frank Battaglia



David Drowns

Palomar Dollars

\$30.00

\$50.00

Butch Abongan
 Darrel Albert
 Justin Barry
 William Frye
 William Hill
 Gary Thompson

\$60.00

\$70.00

\$80.00

John D. Hartsell

\$70.00

\$80.00

\$100.00

Varley Longson
 Glenn Pholy
 James Truett

NO-FLY QUICK CHECK

ASSEMBLY INSPECTION

- Check Security - Engine, fuel tank, wheels, receiver, battery, servos.
- Pull Test - Linkages and control surfaces.
- Receiver Antenna - Fully extended and away from metal.
- Verify Center of gravity location.
- Conduct Range Test- with transmitter antenna collapsed.

PRE-FLIGHT(EACH FLIGHT)

- Check receiver voltage under load.
- Check transmitter power level.
- Check engine high speed, nose up.
- Check engine idle, nose down.
- Extend transmitter antenna.
- Check control surface direction and response.

LOST AND FOUND

- Contact Frank A. Battaglia to claim.
 760-727-4574

Performance Plus Fuels (Best on the market)

For reliable idle, smooth transition and maximum power

- 10% \$15.00 per gallon
- 15% \$16.00 per gallon
- 20% \$18.00 per gallon
- 30% Call for price per gallon

Call Robin SOLOMON

760-480-5834

Cell - (best one to use):

760-420-3692

**Palomar
 Flyers
 Combat**

<http://members.cox.net/pfcombat>



(760) 746-2815
FAX (760) 743-5965



MESA MACHINE & SUPPLY
Complete Automotive Machine Shop

BILL HUNTER

2333 Vineyard
Escondido, CA 92029

MILO JOHNSON

Automotive Service Inc.

SINCE 1945

JEFF JOHNSON
GENERAL MANAGER

COLLISION REPAIR & PAINTING
FRAME STRAIGHTENING
SUSPENSION REPAIR

535 N. QUINCE
ESCONDIDO, CA 92025
(760) 745-3841
FAX (760) 745-5606

FIVE STAR
★★★★★

DAIMLERCHRYSLER
CERTIFIED
Professionals

RICHARD KLEIN
GENERAL MANAGER

JACK POWELL CHRYSLER-DODGE
1625 AUTO PARKWAY SOUTH
ESCONDIDO, CA 92029

(760) 745-2880
FAX (760) 745-9535

rklein@jackpowell.com

**ADVANCED
AUTO
GLASS**

Steve & Kim Glass
760-594-4358

*Mobile Automotive
Replacement Glass &
Rock Chip REPAIRS*

**Expert Radiator
& Air Conditioning**
Complete Auto Repair

Darrin Albert

Sales, Service & Parts for
Cars, Motorcycles, Light & Heavy Duty Trucks

426 Venture St., Escondido, CA 92029 • 760.489.0151

Servowires.com

High Quality Servo Extensions at Inexpensive Prices

- Standard Duty Extensions
- Heavy Duty Extensions
- Twisted Extensions
- Y Connectors
- Servo/Battery Leads
- Bulk Wire
- Custom Extensions



- Our servo extensions feature **Futaba Female Connectors** that will accept Hitec, Futaba J, JR, Airtronics Z, etc. servos and extensions.
- The **Male Universal Connector** will connect to all modern receivers.
- **Gold Plated** Connectors on both male and female ends.
- Any length available from 4" to 48".
- Prices start at \$2.95.
- **FREE** shipping to all USA addresses.
- Palomar RC Members receive a 10% discount.

Web: www.Servowires.com
E-mail: Sales@Servowires.com

**For The Best
in**

401 K Plans **Mutual Funds**

Retirement **Investments**

**Long Term
Care** **Insurance**

Call
Tom Minegar
800-585-0035



COMPLETE MACHINE SHOP & AUTO PARTS

Cylinder Head Specialist

Line Boring

Hine's Computerized Engine Balancing

Cylinder Boring

Flywheel Grinding

Drum Turning

Rotor turning

Crank Kits

Engine Kits


Wet Magnafluxing

Complete Engine Rebuilding

FOREIGN & DOMESTIC AUTO PARTS

*Family Owned & Operated
34 years experience*

Complete line of Foreign & Domestic Auto Parts at Competitive Prices



Monday-Friday 8 am to 6 pm
Saturday 8 am to 4 pm



Palomar RC Flyers

Pay the same price that your mechanic or repair shop does when you present your club card at the time of purchase.

760 - 746-6110

**1960 W. MISSION ROAD - SUITE 1-5 - ESCONDIDO
(Just East of Nordahl)**

Club Directory

CLUB OFFICERS

| | | |
|-----------------------|--------------------|--------------|
| PRESIDENT | George Dawe | 760-419-1301 |
| VICE PRESIDENT | Bill Hill | 760-807-4831 |
| SECRETARY | Dave Truax | 760-747-3485 |
| TREASURER | Joe Buko | 760-726-8831 |
| BD MEMBER | Bob Peterson | 760-945-5956 |
| BD MEMBER | Butch Abongan | 760-855-2162 |
| BD MEMBER | David Drowns | 760-740-1715 |
| BD MEMBER | Frank A. Battaglia | 760-727-4574 |
| BD MEMBER | Darrel Albert | 760-741-2505 |
| BD MEMBER | Todd Melton | 760-231-1110 |

CLUB OPERATIONS

| | | |
|-------------------|----------------|--------------|
| Membership | Glenn Pohly | 760-438-5221 |
| | Varley Longson | 760-723-1335 |

Advertising Someone Needed

| | | |
|--------------------------|--------------------|--------------|
| Newsletter Editor | Frank Battaglia | 760-727-4574 |
| E-mail address | fbattag101@cox.net | |

WebMaster

SPECIAL INTEREST GROUPS

| | | |
|---------------------|----------------|--------------|
| Scale Chairman | Ron Peterka | 760-788-9022 |
| RC Combat Chairman | Darrell Albert | 760-741-2505 |
| Helicopter Chairman | Justin Barry | 760-533-6464 |

LOST AND FOUND

| | |
|-----------------|--------------|
| Frank Battaglia | 760-727-4574 |
|-----------------|--------------|

SAFETY COMMITTEE / HEAD INSTRUCTOR

| | |
|----------------|--------------|
| Douglas Albert | 760-294-6956 |
|----------------|--------------|

SAFETY OFFICERS

| | |
|------------------|--------------|
| Duarte Cabral | 858-578-6375 |
| All Club Members | |

INSTRUCTOR LIST

| | | |
|----------------|--------------|--------------|
| Butch Abongan | Basic Flight | 760-855-2162 |
| Douglas Albert | Basic Flight | 760-294-6956 |
| Justin Barry | Heli/Intro | 760-747-7496 |
| David Drowns | Basic Flight | 760-740-1715 |
| Varley Longson | Basic Flight | 760-723-1335 |
| Todd Melton | Basic Flight | 760-231-1110 |
| Glenn Pohly | Basic Flight | 760-414-9749 |
| Gary Thompson | Basic Flight | 858-720-8586 |
| Tim Hitchcock | Basic Flight | 760-941-7167 |

Helpers

| | |
|--------------------|--------------|
| William Frye | 760-295-5400 |
| Frank A. Battaglia | 760-727-4574 |

Please direct correspondence to:

PALOMAR RC FLYERS, Inc.
P.O. BOX 141
SAN MARCOS, CA 92079

Fax : 909-679-7465

E-MAIL: pres@palomarrcflyers.org

Catch us on the web at www.palomarrcflyers.org

Meeting Notice:

The May 21st club meeting will be held at the usual place, i.e. the San Marcos Joshlyn Senior Center, 101 Richmar Avenue, San Marcos, CA.

January**February**

28th Combat Build at Dave drowns

March

3rd Youth program 9am to 12pm

16th Monday night flight instruction begins 5pm till dark Johnson Field off Pankey Rd.

April

4th Dawn Patrol Gilman Springs

5th-DooLittel's Raid Combat

11th Glider Tow

19th Fallbrook Air Show

May

2nd Wounded Warrior Fun Fly

16th Combat Build at Dave drowns

22nd 23rd 24th and 25th San Diego Helicopter FLY IN

June

6th & 7th Work Party Heli Field

14th Battle of Midway Combat

July

4th Club Picnic

11th Glider Tow

18th Flights of Fancy

August

23rd Battle of Britain Combat

15th Scale Electric

29th Dawn Patrol Johnson Field

September

12th Club Air Show and Swap meet

28th last Monday night of flight instruction

October**November**

14th Glider Tow

December

13 Pearl Harbor Classic Combat

