



Palomar RC Flyers

Transmitter



November 2012

Build & Fly

Every year I'm caught off guard because the holiday season comes so quickly. Think about it, it's November all ready! Ballots are in the mail and should be arriving any day now along with membership renewals. Please send those ballots back right away as the count will be made at the November meeting on the 15th. You can submit your ballot at the meeting if you'd like.

Remember to bring all your old (good) stuff to the November meeting for the club auction. All proceeds are donated to the club. There are usually some good deals so come prepared to buy, you might find something you like. With George as our auctioneer this meeting is all ways entertaining!

The holiday banquet will be from 6pm to 9pm on December 15th. The tickets will be \$25 each and \$15 for 18 years and under. Dave Truax has arranged for a nice prime rib dinner and Ellie says "how about red and green table cloths this year?" See Dave for tickets.

An exciting development; the combat group has offered to hoist a fun fly. The idea is to have all participants fly combat style planes in a number of fun competitions. The plane to be used would be the Wipit and the combat guys will have a build party so you could build your own or they've offered to make some available prebuilt. I have one and it's a very nice design, it's easy to build and it flies very well, mine's electric powered! Stay tuned for further announcements, we should be getting some dates set soon, I expect we'll hear more at the November meeting.

I want to thank all the club members who came out and helped with the Heli Freak Fun Fly last month. We had a very successful event and it could never have happened without all the help. Our membership is what makes this such an outstanding club!

1

The nice weather is coming up, let's get out and do some flying

Bill Hill, President Palomar RC Flyers Inc.

Editor's Corner

I am sorry that I missed the Helifreak Fun Fly. I left for a 30 day cruise on opening day of the Helifreak Fun-Fly, Oct. 4 and returned on Nov. 3. My wife and I enjoyed a wonderful cruise to Tahiti and French Polynesia. Hence, the delay for the Transmitter. I've included some photos from my cruise from the thousand plus that I took. Robert Boughton supplied the photos of Helifreak. Thanks.

While on Oahu, I visited the Pacific Aviation Museum at Pearl Harbor. Some of the bullet holes made by the attacking Japanese planes on Dec. 7, 1941 are still visible in the glass on Hangar 79's doors as pictured in the photo below!

Helifreak 2012

President Bill Hill and Heli chairman and board member Scott Dedic worked for months to prepare for the Helifreak Fun-Fly. This was the largest gathering that has ever taken place at our field! With 200+ pilots and all the guests, it was a blowout! Many thanks go to these two men for the many hours and days of hard work that were necessary to make it happen. When you see Bill or Scott, please thank them for all their hard work. Obviously, there were many others who made it happen without whom it would not have been as successful. Thanks to Bill's wife, Ellie, who cooked at home and brought the food to the field. Thanks to the cooks who slaved over that hot BBQ. Thanks to so many of you who made it happen. We have a club of which we can be proud.

Christmas/Holiday Party


Our annual party will take place in our club room in San Marcos on Saturday, Dec. 15, 2012 from 6-9 pm. Vice president Dave Truax is selling tickets @ \$25. per person; \$15. for those under 18. Each year we have a great time, with fine aviation door prizes. Prime Rib /chicken/salmon will be the choices. Enjoy good holiday cheer with your flyin' friends. Call Dave.



² **Bullet holes made by the Japanese in Hangar 79 @ Hickam Field, Pearl Harbor on Dec. 7, 1941 are still visible!!**

Joe Buko photo

Helifreak Fun-Fly @ Palomar R/C Flyers Oct. 4-7, 2012



Step 1



Step 2



We began to prepare the physical facilities on Wednesday, Oct. 3. The enormous shade structure is going up. The tarp is assembled on the ground in step 1.

Scott Page is nearest the camera; Frank Burke is in the middle, and Bob Frazier is in the red. Thanks for all your help. This project can only be done with many volunteers. These are the men behind the scenes.

Lou Governale helps erecting the giant shade structure. It was 11am and the temp was 86 degrees.



“Supervisory Staff”

(L to R) ‘Heli Don’ White, Bob Frazier, Kay Wajdak, Charles Wajdak, Ethel Burke, Patti White, William Demore, Ph.D.

Bill has his doctorate in atmospheric science and ran a laboratory at JPL in Pasadena for 30 years!

Oct. 3, 2012

Joe Buko photos



Another section of shade structure goes up to the left of the field.

(l to r) Joe Virealle (back to camera) President Bill Hill, Bob Frazier, David Long Lou Governale, Don White and Steve Kallum (walking)



Our very first pilot arrived @ 10:55 am on Wednesday Oct. 3, a day before the grand event began.

Welcome! Joe Buko photos

Dwayne Yates of Valley Center produces Velcro straps for use in R/C heli's and planes. As his marquee board shows, batteries and fuel tanks are easily retrained with his product that is made in the USA. He can be reached @ 760-207-0547. He can be reached on the web @ Dwayne@puretechproducts.com He wrote:

We are PURE TECH PRODUCTS; we have been on the cutting edge of Velcro® Fastening Systems for the last 17 years. We manufacture high quality Velcro fasteners for the Hobby Industry. Asides from our unique product line, our manufacturing plant is equipped to create any Velcro® product regardless of quantity. We welcome custom orders.


Joe Buko photos



Many RV's were brought to the event.



Flying was so good that even the dog watched it!



John McClean and president emeritus George Dawe

President Bill Hill welcomed our guests to Heli-freak 2012. We owe Bill a GREAT debt of thanks for his incredible work and dedication to this event along with Scott Dedic and others. Robert Broughton photos





Notice the heli flying upside-down and the youngster who is flying it. He makes it look easy! Robert Broughton photos





Alfonso Alvarez watches as “Heli-Don” White lifts off his bird. Broughton photos



8 One of the many vendors who displayed their wares at the Fun Fly. Robert Broughton photos



This Curtiss/Wright pusher flies @ the Pacific Aviation Museum in Pearl Harbor. Is it a model or full-scale? Answer @ bottom




9

Answer: Model

These two paintings are located in the San Diego Air and Space Museum Joe Buko photos




GLENN LUTHER MARTIN
Pioneer Aero Designer & Industrialist



Born in Macksburg, Iowa on 17 January 1886, Martin was a self-taught inventor without benefit of a technical education or flight instruction, although this did not hinder him from building and flying an aircraft of his own design in 1909. Within two years, Martin became a skilled airman, establishing records for altitude, speed, and endurance. His flights were popular in the media, helping to promote civilian interest.

In 1911, Glenn Martin founded the Martin aviation companies that he was to lead for the next forty years. The fertile mind of this brilliant inventor and engineer authored a limitless flow of outstanding land and sea-based aircraft which equipped the military and civilian air fleets of the world. Glenn Martin passed away in 1955.



Elected to the International Aerospace Hall of Fame
1977



CHARLES LINDBERGH
NEW-YORK - PARIS 20-21 Mai 1927



Sally Ride of the Shuttle Fame

These photos were taken @ the San Diego
Air and Space Museum Joe Buko photos



Secretary Don Wadlington and Patrick Pranca in front of the San Diego Air and Space Museum



Moorea in French Polynesia where the water is warm and filled with tropical fish. Joe Buko photos

In 1956, I was a member of the Sikorsky Air Scouts. We are in front of a S-55 in which we got a ride. Joe Buko is pictured in the front row, second from the right. Joe Buko photo



Whose hand is that? The jet made a little less than a smooth landing.



These 2 photos of Evan Davidson are from our archives. 9/16/1999. Evan, what happened to these planes?

ATTENTION PILOTS

*Please Turn At
The Orange Flags To
Avoid Overflying
Interstate 15 ...*
Thanks,
Palomar RC Flyers



Some of our signs at the field.

Thom Harlem presented a solid 1/4 scale 'gold' trophy to your editor for flying his 1/4 scale DeHavilland Gypsy Moth in a most scale-like way. Some think it is plastic. Look at that real gold color!

ATTENTION PILOTS!!

- BOTH TRANSMITTER AND RECEIVER MUST BE NARROW BAND (20,000 KHZ SPACING) TO OPERATE AT THIS FIELD AS WE FLY ON ALL 50 CHANNELS.
- NORMAL LANDING PATTERN TO THE WEST WITH RIGHT HAND PATTERN. LANDING AIRCRAFT HAVE THE RIGHT OF WAY.
- ALL HIGH SPEED PASSES AND AEROBATIC MANEUVERS MUST REMAIN NORTH OF THE RUNWAY EDGE. AVOID HEAD ON MANEUVERS TOWARD THE PITS. ANY FLIGHT BEHIND THE FLIGHT STATION LINE IS PROHIBITED.
- KEEP CLOSE LOOKOUT FOR LOW FLYING BALLOONS, HELICOPTERS AND FIXED WING AIRCRAFT. GIVE WAY TO ALL FULL SIZE AIRCRAFT.
- ALL ENGINES MUST BE EFFECTIVELY MUFFLED.
- UNDER NO CIRCUMSTANCE FLY NEAR OR OVER THE FREEWAY

FIELD RULES

**ALCOHOLIC BEVERAGES
ARE NOT ALLOWED**

**PLEASE USE
THE TRASH CANS**

**PUT YOUR CIGARETTE
BUTTS IN THE BUTT CAN**

Thanks,
Palomar R.C.Flyers

NO TRESPASSING

This facility is for the use of Palomar R/C Flyers members only.

Members are to display their membership badges at all times.

All participating visitors must be accompanied by a host member.

— SPECTATORS ALWAYS WELCOME —



This photo was taken @ 8:45 am on the east side of the shed at our field looking southward.



Richard Mack and his gas-powered Cub. It flies well as all Cubs do. Joe Buko photos

It's Easy to Learn... Theory, Design, Construction and Flight... Building Cleveland Models



DOUGLAS SBD "DAUNTLESS"

World's hardest hitting dive bomber. Used by U.S. Navy and Marines. Has scored heavily against the Japs in every Pacific engagement. Span 27' 10". C-D Master Kit \$3.50



"Ace of the Pacific" Grumman F4F "WILDCAT"

North American "MUSTANG" (P-51)
A tough vicious fighter that is very much in today's news. 170 m.p.h. Span 27' 10". C-D Master Kit \$3.00



CURTISS "HELL-DIVER"

Navy scout bomber, also dive bomber. Span 25' 10". C-D Master Kit \$3.50



Hawker "HURRICANE"

Build the famous "Hurricane" plane of the "Battle of Britain." Span 26' 0". C-D Master Kit \$3.00



Brewster "BUFFALO"

Highly maneuverable and fast. Climbs 1,000 ft. per minute. Also used by British and Dutch. Span 26' 0". C-D Master Kit \$3.00



Grumman "SKYROCKET" Navy's "Thunder of the Skies."
Required 400 m.p.h. speed. Span 24' 0". C-D Master Kit \$3.50



Vought Sikorsky "CORSAIR"

A Navy fighter in the 300 m.p.h. class. Span 29' 10". C-D Master Kit \$3.50



British "SPITFIRE"

Think of the RAF. Fast, maneuverable and deadly interceptor-fighter. Span is 25' 0". C-D Master Kit \$3.00



NAZI JU-87 STUKA

The dive bomber used so widely by the Nazi Germans all over Europe, at Crete and here in A.I.A. Span, 19' 0". C-D Master Kit \$3.50



Republic P-47 "THUNDERBOLT"

The "Flying Battleship" with tremendous fire power. A speed of over 425 m.p.h. and a 16,000 foot ceiling. One of our greatest fighters. Span is 26' 0". C-D Master Kit \$4.00

Big 3-Fl. War Models



All Super Values
All Flying Models

- T72—Messier, ME-100
- T73—Airacobra
- T77—Warhawk
- T78—Hurricane
- T83—Lightning
- T86—Mustang

Each Kit Only **\$1.50**



Lockheed "HUDSON" Bomber

Used with terrific effect on the Japs in the Solomon. Used for bombing, hunting and reconnaissance. Called "Owl Bomber" by the Japs, for it usually comes back. One of the most popular models in the whole C-D line. Its 43' span. C-D Master Kit \$7.50



Lockheed P-38 "LIGHTNING"

"Fastest thing on wings," says the Army, and it is certainly proving sensational in its combat with Nazis and Japs. A perfect interceptor for bombers because of its high ceiling, and terrific diving power. Giving an amazing account of itself wherever in action. Span, 25' 0". C-D Master Kit \$4.00



Curtiss P-40

Making history everywhere it takes to the air. Span 24' 0". C-D Master Kit \$3.00



Now, Redesigned Super CONDOR SOARER

Has 7 ft. Span—Meets \$1.00 plane in U.S. More graceful lines, simpler construction. Easier than ever to build. Kit VE-1993, only \$1.00

4-Ft. EAGLET

Loafer's Soarer. Beautiful Balsa. Patented after "Baby Balsa." Easily built. Kit VE-2018, only 50c



"BELL AIRACOBRA"

The Swift Flying "Cannon-ship" that's doing great work in the Solomon and Guadalcanal. Span 23' 0". C-D Master Kit \$3.00



MESSERSCHMITT ME-109

Germany's mass production fighter. In action wherever Nazis are fighting. Span 24' 0". C-D Master Kit \$3.00



Send for New #40 Catalog
Features C-D War Models in thrilling and exciting...
Cleveland Model & Supply Company

Cleveland Model & Supply Company, Inc.
World's Largest Manufacturers of Quality Model Aircraft—Since 1919
4508C82 Lorain Ave., Cleveland 2, Ohio, U.S.A.
CLEVELAND MODELS
"THE MODELS THE MEN IN THE AIR FORCES BUILD"

ORDERING INSTRUCTIONS
See your dealer first. If he can't supply you, send check or m.o. (cash at our risk). No C.O.D.'s. Postal restrictions now prohibit shipments outside U.S. except to Canada and Mexico (to which 10% must be added). For service men still stationed in U.S., restrictions prevent our shipping to A.P.O. or Fleet P.O. box numbers—use a local nearby address only! Special Delivery 25c extra (U.S. only). Ohio residents add 2% sales tax. All kit centers and prices subject to change or cancellation without notice.

This ad is from September 1943. Did you know that the Cleveland Model and Supply Company is still doing business? Look them up on the web. You'll be pleasantly surprised! You can still buy 100's of plans for any of these and many more models ranging in scale from 1/32 to 1/4 scale! The Condor Soarer (above) kit sold for \$1. in 1943. You can buy the plans for \$15. today. Those were the good old days! Joe Buko photo

FROM OUR ARCHIVES



The early days!

This fuselage was used as a shovel.



Our field in the "old days"




Putting down the Petro-Mat



We members sit on the shoulders of giants. One of those giants can be seen sitting at the far right in bib overalls. He is Bob Lang, past president and the founder of the modern Palomar R/C Flyers. This 13 year old photo shows a 1/4 scale Super Cub among others.

To the right is a limbo stick under which one flew at a fun fly. I wonder how many planes flew into the uprights.





Detail photos of a full-scale Tiger Moth

Joe Buko photos



Photos of the combat meet, Sept. 9, 2012, "The Battle of Britain." Joe Buko photos



Dave Litaker flies his Hangar 9 Extra 300 while James D'Eliseo restrains it before taking off.



President Bill Hill is running once again for the office while Patrick Pranica is running for Vice President.

Joe Buko photos



Clay Hoag working on his big, beautiful bird. That 3-bladed prop greatly cuts down on the noise.



Tom Minegar almost fits into his 1/3 Citabria glider tug. Joe Buko photos



Secretary Don Wadlington admires the innards of a very expensive jet @ Camp Horno on Camp Pendleton, CA. All jets are expensive, and this one flew about 20 yards in front of us while making a high speed pass! It was scary!



A stern in Moorea, French Polynesia. Joe Buko photos

AS SEEN AT THE FIELD BY ETHEL BURKE



Ed Ramsey has built a new Spitfire from a Pica kit. It has a wingspan of 65 in. and is balsa built covered with 3/4 oz. fiberglass cloth and Z-poxy with Warbird color paints. It weighs 8.5 lbs. It is powered by a Magnum 61 two-stroke glow engine with a 12 x 6 Zinger prop and has Spring Air landing gear.



Denver Bates is now flying this biplane built with nice detail by Jack Dedrick in 1995. After Jack's demise it was passed to Joe Buko who gave the air frame to Denver. Denver installed a Saito 150 four-stroke glow engine, a larger fuel tank, 2200 mAh battery, and Airtronics 2.4 radio system. It is a N2S Navy Biplane (PT-17) with a wingspan of 67.5 in. and has a 1450 sq. in. wing area. It weighs 15-1/4 lbs. with fuel and flies heavy, but is beautiful in the air. Thank you, Jack and Joe for a wonderful airplane.

Ethel Burke photos



23 Denver and the PT-17 Ethel Burke photo



Joe Villarreal has a new Sukhoi foam SU-26M airplane with an electric motor from Dynam RC. It has a wingspan of 49 in. with a 2200 mAh 4-cell battery and it weighs 2.5 lbs.
Ethel Burke Photo



25 Roy DeMille has a new Sundowner from Hangar 9. The wingspan is 63 in. It has an E-flite power 46 electric motor, 60 amp ESC, 4000 mAh 4-cell 14.8 volt battery. Ethel Burke photo

Instructors awarding solo pilot certificates to new members @ Oct. Club Meeting



Dennis Newbeck awards certificate to William Taft.



Todd Melton awards certificate to Charlie Riley.



Butch Abongan awards certificate to Forest Salanga. Ethel Burke photos



October Club meeting continued

Patrick Pranica gave a Video presentation.

Ethel Burke photos

Patrick Pranica gave a talk & showed a video demonstrating how far Boeing goes to test their aircraft on the ground and in the air before they go into production. He made this film before retiring from Boeing Co. It showed the inspections and examinations of the airplane's structure, maneuvers, wing stress, flight controls, and landing gear brakes & tires on a wet runway.



Board Member Charles Micheli with his clipped-wing Piper Cub. He was one of the runners-up for Model of the Month.

27

Chuck Micheli built this clipped wing Piper Cub from a Sig kit. It has an 86 in. wingspan and is covered with Ultra-coat. It is powered by a YS-91 four-stroke glow engine. It took him approximately 6 months to build it.

Model of the Month for October 2012



George Hubbard wins Model of the Month for October with this 1941 Civilian Biplane

N3N-3 Yellow Peril. This plane was known for its built-in ground loops. Geo. scratch-built this from plans and covered it with World Tech fabric. It has a 70 in. wingspan and weighs 11.5 lbs. It has a 1000 watt Scorpion electric motor, and 6-cell 4000 mAh battery. Ethel Burke photos

Marv Clemens has scratch-built this 1/4 scale Skylark modeled after the original 1970's Larkin Aircraft Co. plane. Marv makes his own plans and has hand-carved the fuselage from styrofoam and fiberglassed and painted it. It has balsa wings covered with Monokote with a 72 in. span and has a 26 oz. per sq. ft. wing loading. He made folding wings for transporting the plane, and fashioned a hand-made joint out of maple hardwood because aluminum was too heavy. It weighs 9-3/4 lbs. and has good power with the pusher 5550 electric motor using a 13 x 6 prop and 6-cell 4000 mAh battery.





Lucien Miller of Innov8tive Designs with Quad-Copters

Lucien Miller of Innov8tive Designs put together these Halloween Quad-Copters with LCD lights and flew "The Joker" in the room for demonstration.



Lucien, you are highly creative and imaginative. What a lot of fun and expertise you provide! You rock!

Ethel Burke photos



Call to order:

The meeting was called to order by the Club President at 7:15 pm.

Welcome visitors and guests:

The Club Members welcomed guests, Manuel Souza, Jeff Lastofka and William Taft to the meeting.

Motion to waive reading of Minutes:

Bill asked for a motion from the members to waive reading of the Minutes and accept them into record as published in the Transmitter. A motion was made and seconded.

Financial Report:

The Treasurer gave his report to the Members. "The checking account balance is currently, \$31,488.00". "This includes income generated from the recent HeliFreak event". "It looks as though the club will make approximately \$6,738.77 after expenses from the event". "Checking account balances from October in years past are, October 2010, \$12,080.81. October 2011, \$19,208.41". Varley also indicated that "thank you" cards have been received from a number of the participants in the HeliFreak event, thanking Palomar RC Flyers for hosting the event.

Old Business:

1. Bill updated the Membership concerning graffiti removal from the containers at the field. A work party was called for on Saturday, September 30th. Glenn Pohly, Ron Schulyer, Joe Villarreal, Bob Frazier, and Roger Cosio helped to power wash and repaint the containers. Thanks for a job well done!

2. Nominations were opened for Club Officers. As yet no one has been nominated for Club Treasurer. After some discussion, nominations were officially closed.

3. A metal truck box has been obtained. Joe Villarreal is in the process of installing a lock mechanism and will be attaching it to container number one at the fixed wing field. Thus we will have a "lost and found box" that can be utilized to store items left at the field or found elsewhere by members. Your gate key will be used to open the new box.

4. A HeliFreak event re-cap was given by Bill Hill. With the exception of a couple of minor incidences the event was a qualified success. We hosted 220 registered pilots, their guests and spectators. Food was in continuous supply by our volunteer cooks and their helpers. The weather was great. The night flying was nothing short of spectacular. A special appearance by Lucien Miller's "ghost of HeliFreak" was a highlight of the event. Bill plans a "de-briefing" of the volunteers who worked at the event this Saturday. They will be able to discuss what went well and what could be improved upon should we host another event of this size.

5. Logos for our Club T-shirts are still being accepted. Anyone who would like to submit a design for our Club logo should contact Bill Hill or a Board Member.

New Business:

1. Our Annual Holiday Banquet was discussed. Vice President, Dave Truax is Director for the dinner. Dave indicated he has been in contact with Apple Spice Catering. It was agreed that this caterer did a great job for us last year. The Membership voted to have Prime Rib as the main course again this year. Ticket prices are expected to be between \$25 and \$27 dollars per plate. The date will be Saturday, December 15th. A raffle will be held after dinner again this year as well. Plan to attend.

2. The Annual Club Auction will take place at our November General Membership meeting next month. Bring all those kits and planes you have no time to finish and join Auctioneer, George Dawe, for an evening of fun.

3. A discussion was initiated by Bill Hill as to whether the \$50 door prize raffle at the General Membership Meeting should continue in 2013. After some discussion by the membership and a show of hands, it was decided 22 yes and 14 no votes, to continue the raffle in the coming year.

4. The topic of field safety was discussed. We are all aware of the potential for personal injury while flying our aircraft. Bill wanted to suggest pilots postpone their flying should you have that subconscious “something doesn’t feel right” feeling that we sometimes have. The back of your membership card has all the information required by a 911 operator should the need to call arise. Do not transport a person who has been injured or is experiencing other symptoms requiring a physicians care. Call 911. The emergency response team is just across the freeway at the Pala Mesa fire station.

5. Lead Flight Instructor, Dennis Newbeck, gave a year-end report on our Flight Training program for 2012. Dennis stated, “We had a successful year in 2012”. “Many people came out to participate in the Monday night training”. “The four trainers obtained from our local Hobby Town are still flying and will be used in 2013”. “The program came in under budget”. “We have but a few nights of training left this year, as daylight is in short supply“. “Three students have recently received their Solo Certificates and joined the Club as well“. All of the Flight Instructors deserve a “Thank you, for a job well done”.

Guest Speakers / Presentations:

Following the break, Club Member Patrick Pratica, provided a video presentation to the Membership. Patrick had produced this video during his career at Boeing Aircraft in Seattle. The video depicted the brutal testing procedure all aircraft designs must go through during their development. Patrick answered Members questions following the film. Great job, Patrick.

Special Interest Group Reports / Combat:

Combat Chairman, Todd Melton, reported to the Members about an up-coming Combat Event. Todd said, “We would like to plan a Combat Fun-fly for the end of December this year“. “We are calling this Fun-Fly the “Red Bull Event”. Various contests will comprise the Fun-Fly. Such as a “balloon bust” or the “Limbo contest”. “We are encouraging interested pilots to come to one of the planned build parties”. “There will be plenty of combat builders there to help you to put together a combat plane of your own, or you can purchase one of the ARFs we have“. More info will be presented at the next meeting.

Model of the Month Award:

There were four entries for October’s Model of the Month Award. George Hubbard entered his 1941 Stearman, electric, built from plans. Charles Micheli brought his ¼ scale clipped wing Cub, built from a Sig kit. Lucien Miller displayed his custom multi-rotor “Ghost of HeliFreak”. Marv Clemens had his scratch built Skylark on display. The Members voted on all the entries and presented this month’s award to George Hubbard and his Stearman.

Door Prize and Adjourn:

Joe Villarreal was this month’s door prize winner. Congratulations . Alan Wolstenholme won the Jersey Mod-eler fueling system drawing.

The meeting was adjourned at 8:55 pm.

Call to Order:

The meeting was called to order at 7:00 pm by Club President, Bill Hill.

Financial Report:

Varley gave the Treasurer's Report. The checking account balance is now, \$31,488.60. Income from the Heli-Freak Fun-Fly was \$6,378.00. There are a couple of bills yet to be paid from the event, but net income will still exceed \$5,000. Club membership is now 211.

Varley also indicated that the ballots for the November elections are completed and will be mailed to the members at the end of this week.

Member Recognition:

Bill held a discussion regarding the people who volunteered to help with the HeliFreak event. The Board members feel some sort of recognition for their efforts is in order. These people literally spent days helping with any number of tasks. It was decided that we would like to give these volunteers a free membership for the year 2013. After the Board Members had a chance to express their opinions and hear everyone's thoughts on the subject, a vote was taken. The vote was eight in favor and one opposed. Therefore, free membership for the year 2013 will be given to: John Mclean, Patrick Pranica, Roger Corley, Joe Villarreal, Bob Frazier, Dave Long, Michael Rapp, Alfonso Alvarez, Don white, Roger Cosio, Scott Page and Jan Haraldsson.

Holiday Banquet Update:

Dave Truax updated the Board on the planning for the Holiday Banquet scheduled for Saturday December 15th. Apple Spice Catering has given Dave their estimate of costs for the event. Prime Rib will again be the main course for dinner. Side dishes will be included the cost. The Board Members arrived at a price of \$ 25 dollars per person and \$15 dollars for juniors 18 years and under. This is the same price as last year. The raffles for 50 dollar prizes will continue this year also. Dinner will be served starting at 6:30.

Club Officer Nominations and vote:

The ballots for this years election will go out at the end of the week. A discussion took place regarding the fact that no one, as yet, has been nominated for Club Treasurer. After some discussion on the subject, Varley has agreed to continue as Treasurer for now.

Special Interest Groups Report: Combat

A fun fly hoisted by our combat group, to be called "The Red Bull Fun-Fly", had been suggested for the end of December this year. Tonight's discussion focused on whether there is enough time in the remaining two months to plan, host build parties and promote the Red Bull fun fly. November and December have holidays that are a busy time of the year for many people. January or February are being looked at as possible alternative dates. David Drowns will be in contact with the Combat flyers and have more information at the next Membership Meeting in November.

Adjourn:

Having no more business to discuss, the meeting was adjourned at 8:20 pm.

Club Directory

CLUB OFFICERS

PRESIDENT	Bill Hill	760-738-0644
VICE PRESIDENT	David Truax	760-747-3485
SECRETARY	Don Wadlington	619-992-2940
TREASURER	Varley Longson	760-723-1335
BD MEMBER	Denver Bates	760-728-2880
BD MEMBER	Scott Dedic	858-674-4624
BD MEMBER	David Drowns	760-740-1715
BD MEMBER	Charles Micheli	760-489-5615
BD MEMBER	Darrel Albert	760-741-2505
BD MEMBER	Ron Schuyler	760-940-0408
BD MEMBER	Alan Wolstenholme	760-749-9259

CLUB OPERATIONS

Membership

Glenn Pohly	858-414-9749
Varley Longson	760-723-1335

Advertising	Bill Hill	760-738-0644
Newsletter Editor	Joe Buko	760-726-8831
WebMaster	Barry Hirschberg	760-635-0025

SPECIAL INTEREST GROUPS

RC Combat Chairman	Darrell Albert	760-741-2505
Helicopter Chairman	Scott Dedic	858-674-4624

LOST AND FOUND

Vacant

HEAD INSTRUCTOR

Dennis Newbeck	760-297-1134
----------------	--------------

SAFETY COORDINATOR

Todd Melton	760-305-8983
-------------	--------------

INSTRUCTOR LIST

Arnon Bourner	Basic Flight	858-385-0807
Butch Abongan	Basic Flight	760-855-2162
David Drowns	Basic Flight	760-740-1715
Todd Melton	Basic Flight	760-305-8983
Glenn Pohly	Basic Flight	858-414-9749
Tim Hitchcock	Basic Flight	760-458-8961

Please direct correspondence to:

PALOMAR RC FLYERS, Inc.
P.O. BOX 141
SAN MARCOS, CA 92079

Fax :909-679-7465

E-MAIL: info@palomarrcflyers.org

Catch us on the web at: www.palomarrcflyers.org

**Palomar
Flyers
Combat**



<http://members.cox.net/pfcombat>

Servowires.com
High Quality Servo Extensions at Inexpensive Prices



Standard Duty Extensions
Heavy Duty Extensions
Twisted Extensions
Y Connectors
Servo/Battery Leads
Bulk Wire
Custom Extensions

- Our servo extensions feature **Futaba Female Connectors** that will accept Hitec, Futaba J, JR, Airtronics Z, etc. servos and extensions.
- The **Male Universal Connector** will connect to all modern receivers.
- **Gold Plated** Connectors on both male and female ends.
- Any length available from 4" to 48".
- Prices start at \$2.95.
- **FREE** shipping to all USA addresses.
- Palomar RC Members receive a 10% discount.

Web: www.Servowires.com
E-mail: Sales@Servowires.com



**Expert Radiator
& Air Conditioning**
Complete Auto Repair

Darrin Albert

Sales, Service & Parts for
Cars, Motorcycles, Light & Heavy Duty Trucks

426 Venture St., Escondido, CA 92029 • 760.489.0151

For The Best
in
401 K Plans **Mutual Funds**
Retirement **Investments**
Long Term **Insurance**
Care

Call
Tom Minegar
800-585-0035

"Thou shalt not fly over the jungle"

at Low altitude
J.B.
XI COMMANDMENT



COMPLETE MACHINE SHOP & AUTO PARTS

Cylinder Head Specialist

Line Boring

Hine's Computerized Engine Balancing

Cylinder Boring

Flywheel Grinding

Drum Turning

Rotor turning

Crank Kits

Engine Kits

Wet Magnafluxing

Complete Engine Rebuilding

FOREIGN & DOMESTIC AUTO PARTS

*Family Owned & Operated
34 years experience*

Complete line of Foreign & Domestic Auto Parts at Competitive Prices



Monday-Friday 8 am to 6 pm
Saturday 8 am to 4 pm



Palomar RC Flyers

Pay the same price that your mechanic or repair shop does when you present your club card at the time of purchase.

760 - 746-6110

1960 W. MISSION ROAD - SUITE 1-5 - ESCONDIDO
(Just East of Nordahl)



President Bill Hill



Vice President David Truax

**2012
CLUB OFFICERS**



**Treasurer/Chairman
Varley Longson**



Secretary Don Wadling-

Club Board Members



Alan W. Wolstenholme



Charles Micheli



Scott Dedic



Darrell Albert



37 Denver Bates



Ron Schuyler



David Drown



CLUB MEMBER NEWS

★ New Products ★ Deals ★ Events ★ Coupons ★

NOV.
2012

SKYARTEC Mini SkyFun

NEW!

**100km/hr
FAST!**



RTF with 3G3X
Stabilization

Real stability
with no sacrifice
of agility!

If you fly R/C at all,
you **WANT** this!

Easy access
hinged
hatch!



Powerful
brushless
motor!

Crash-proof
molded EPO foam airframe!

This is the most fun,
easiest to fly, blended
body delta wing that we,
or you, have ever flown!

In stock early November
No. 171191
List \$250.00

Now Only
149⁹⁹



ON SALE!

ACT NOW!
LIMITED TIME
SALE PRICES!

SD-6G

6-Ch w/RX600
No. 751660
Reg. \$199.99

On Sale 149.99

SD-10G

10-Ch w/RX700
No. 751747
Reg. \$459.99

On Sale 359.99

10-Ch w/92104
No. 751750
Reg. \$539.99

On Sale 399.99



AWESOME!

Hobby People CLUB COUPON

**Half-Price
BLOWOUT
SALE!**



**MIX
-n-
MATCH
OK!**

No. 887502 – Kwikbond CA #1 Thin 2 oz
No. 887512 – Kwikbond CA #2 Thick 2 oz
No. 887522 – Kwikbond CA #3 Slow 2 oz
No. 887532 – Kwikbond CA #4 Gel 2 oz

Regularly \$8.99, With Coupon, **only 4⁴⁹** ea

November 1 through November 30, 2012

Retail store sales only, must present coupon at time of purchase for discount.
Cannot be combined with other offers. Limit 4 per customer per coupon.

- To be on our mailing list, please fill out the form below.
 I am already on your mailing list. You have my information.

Name: _____

Address: _____

City: _____

State: _____ Zip: _____

E-mail Address: _____

All information will be held strictly confidential.
We will not sell or share this information outside Hobby People.

Find A Store: 1-866-HOBBY4U

hobbypeople.net

