



Palomar RC Flyers

Transmitter




May 2012

Build & Fly

In light of recent events it occurs to me that prop strikes are perhaps the most common injury that we as modelers encounter. The result of a prop strike can easily be catastrophic and because it happens often enough to be of concern I feel the need to address the issue.

I'm talking from experience here and if you'd like I'll show you the scar on my right hand palm that required a few stitches and a few weeks to heal. I was working on my plane at the field on a nice morning and looking forward to some great flying, inadvertently I hit the throttle stick on my transmitter and in a split second the damage was done. With some new found respect for the damage a spinning prop can cause I made up some simple rules that I always follow.

1. Always work on the plane from the back. I like to treat the plane as though it's on and ready. If I'm installing batteries as much as possible I approach the plane from the rear.
2. Always keep track of the transmitter. I never let the transmitter out of sight and only put it down if I have to use both hands for disconnecting the battery. When the plane is ready and armed I always carry the transmitter with my thumb on the throttle stick in the down position.
3. Always remove the prop when working on the plane.
4. Use a disconnect switch whenever possible. Maxx products sell a very nice switch and I've included a picture. The switch uses an Anderson Power pole for the disconnect and goes in series easily with Deans connectors. The advantage is that the plane can be fully assembled and the battery can be disconnected from the outside by pulling the connector.



You glow and gas guys will have to make up your own rules, but one point I'd like to make is that we're all creatures of habit. If you follow the rules eventually they become habit and are automatic. The habit we need to develop is a constant awareness of the prop and its potential for damage.

With spring we'll be seeing a lot more snake activity at the field so keep your eyes open. The jungle is lush this time of year so if you have to go down there be cautious. There's lots of poison oak and it's very easy to lose orientation, my suggestion is take a buddy with you. Thanks Glenn Pohly for another great Fallbrook Air Show. I also want to thank Bob Barrie and John McLean for help at the registration table. A big thanks to all the club members who came out to display and fly and to the Fallbrook Flyers for their help in making the air show a great success. I had a great time this year at this event!

You should have received by email the proposed new club by-laws. David Drowns and Varley Longson and the club board of directors have spent many hours and did a great job condensing the old constitution, by-laws, and standing rules into one nice set of by-laws that the club can use to function. The intent here was not really to change anything but just to simplify and eliminate conflicts in the clubs operating documents. As mentioned in the email we will be discussing the changes at the May 17th club meeting and voting to accept the document at the June 14th meeting. I hope you can all make it out for these important meetings.

Put it on your calendar, May 12th the field will be closed to open flying as the club will be hoisting CAP Squadron 714 for an introduction to RC flying. I'm hoping that we'll have around 20 cadets and their parents for this event. These events that are primarily for introducing new people to the joy of RC flight are always fun and exciting. Don't be shy, if you'd like to come out and help, your welcome. We'll be cooking burgers and dogs for lunch.

Keep it safe, and I'll see you at the field. Bill Hill
President Palomar RC Flyers



Dave Fillet

Secretary Don Wadlington

Tom Johnston

John Binikos



Richard Mack and his gasoline powered Super Cub that he likes to wring out. His Cub is also pictured in the following photo.

Joe Buko photo



Thomas Johnston and his electric Stinson on April 3, 2012.



Hawaii Five-O Claude Sirgant at the sticks with his foamy 3-D on April 3, 2012



Dave Fillet
Joe Buko photos

and

VP David Truax on April 3, 2012

Safety First, Last, and Always!

One of our members was at home adjusting the linkages on his electric powered airplane. He pulled the throttle stick to full down on his transmitter and began working on the plane. Later, he somehow accidentally bumped the throttle stick, and the electric motor burst into life! It chewed its way through his hand, and blood was everywhere! A trip to the emergency room helped, but he had to go to a doctor— a hand specialist for an operation that involved a skin graft! He had to have a patch of skin removed from his arm and grafted to the destroyed area on the back of his hand! He'll be out of commission for a long time. SO what could he have done different? His wife suggested that if he had simply removed the prop before starting his adjustments, all would be fine.

**Thus, simply removing the prop from an electric powered plane prior to working on it will always save you grief!
Better to be safe than sorry!**

PLANES OF FAME AIRSHOW IN CHINO

This superb WW-II airshow takes place May 5, 6, 2012 at the Chino Airport. I am including 7 photos of airplanes that have been in the show. There is a \$20. entrance fee. It takes place Saturday and Sunday, although the field is open to visitors on Friday, but there won't be an airshow on that day. It's a premier place for WW-II warbirds. Joe Buko photo





The Planes of Fame Airshow is the finest one on the West Coast for WW II airbirds. The F4U Corsair was originally built in my hometown of Stratford, Connecticut. Later in the war, Chance Vought moved to Texas.
by Buko photos



More planes from the Chino Airshow

Joe Buko photos





This rare P-26A is one of the last flyable planes left. It was the first all-metal pursuit plane from about 1935. The San Diego Aerospace Museum built a non-flying replica pictured below. Joe Buko photos



Fallbrook Aairpark Airshow on April 15, 2012



Cessna 195 and Vice President Dave Truax with the blue Star Duster Two with a 320 hp engine Joe Buko photos



Paul Stenberg and his Canadair CL-415 The full scale has a wingspan of 94 feet and a take-off weight of 43,850 lbs.



Glenn Pohly is the one who made the airshow happen. For years Glenn has generously contributed his time and talent to make this event successful. There were more members and planes at this event than ever before! Great job, Glenn. Thank you for your leadership, grace and dedication. We appreciate you!

Joe Buko photos



Jason Trist of the Fallbrook R/C Flyers and his Super Dicathalon Joe Buko photos



President Bill Hill flanked by two past presidents, Joe Buko on left and George Dawe on right



Don White

Paul Stenberg



Victor Lanz and his beautiful 9' 1929 Travel Air powered by a spring loaded Quadra. Victor flies it so well and brings it to the field in his special trailer fully rigged.

Joe Buko photos



Glenn Pohly directed the airshow from this area. Bob Barrie helped register the many pilots who flew.



Pete Goulding sits with of some of his planes and heli's



Just prior to flying which began at 10am, full scale planes landed near by.



Glenn Pohly held a pilot's meeting prior to the start of flying.

Joe Buko photos



Cars were exhibited along the runway.



Every year, the sheriff's heli makes its appearance. John McLean should have been flying it.



It was a picture perfect Sunday at the Airpark with planes and cars on display.



This is how our area looked from afar. Our new awning serves us well.

Joe Buko photos



Li and Ed Ramsay at the Airshow. Ed flew his large P-51 gasoline powered warbird.



Pete Goulding and his excellent scale heli.

Joe Buko photos



In one of Pete Goulding's planes sits a pilot with a bottle of Coke and a transmitter with which the dummy supposedly controls the plane. (No pun intended.)



Some of the pilots at the pilot briefing

Joe Buko photos



Board Member Charles Micheli



Charlie shows his new Smith Mini-Plane to VP Dave Truax.

Joe Buko photos



President Bill Hill had several parachutists on hand.



Roger Cosio flew this 1938 Quaker. The P-51 is Ed Ramsay's. The F-4U is Denver Bates'. All three wound up in the model hospital for flight surgery!

Joe Buko photos



Virgil Benton with his AT-6 Texan under our very long shade structure. Joe Buko photos



Don White

Clay Hoag



Brian Juarez watches Ray Nemovi's heli. As always, Ray flew amazingly well. What a treat to see him fly! This photo is NOT photo shopped. It's authentic. It's a B-I-G heli!

Joe Buko photo

Janes D'Eliseo had fun flying at the field recently. Those are some B-I-G quiet, planes!

James D'Eliseo photos





John Binikos (747 pilot)

Lou Governale

Richard Mack (Ret. USAF pilot)




Bob Peterson is back and his arm is feeling well

Eric Emery is back and his arm is feeling well



April 17, 2012 Board Member Ron Schuyler and his new **26% MXS-R in Matt Hall Colors by Peak Models, DRC-30CC Power, 75" Wing Span 69" Length DRC-30CC Power Sullivan Skywriter Smoke System, Jersey Modeler Fuel & Smoke refueling system, Carbon Fiber Landing Gear, Wing & Tail Tube, Approx. weight 11lbs** (It must be helium filled!)



A bunch of sticks on
April 17, 2012. Joe Buko photos



Ethel Burke

and

Bob Barrie

Joe Buko photos



Terry Harner



Randy Carlson from AMA and the CAP was our main speaker at our meeting. Our club is partnering with a local CAP unit and we shall host them at our field on May 12, 2012. Come on out and enjoy the fun of sharing your passion for model aviation with these pilots-to-be.

Joe Buko photos



Board Member Scott Dedic

Master builder John Cutler

Test Pilot Robert Broughton



Chris Salanga received his pilot's certificate from

Dennis Newbeck— lead instructor. Joe Buko photos



Bill Hill presents the April Model of the Month award to Board Member Alan Wolstenholme.



Board Member Alan Wolstenholme's Model of the Month, a Hawker Sea Fury.



Board Member Charles Micheli and his Smith Mini-plane. He did a superb job building this plane from a Sig kit.

Joe Buko photos



Jesse Martin won the \$50. door prize for the month of April 2012.



Tim Waldon flies full scale and is instrument rated.

Joe Buko photos



Model of the Month for April was awarded to Alan Wolstenholme who has built a new British Sea Fury from a Top Flite kit. Silk and dope is covered over balsa sheeting and then painted. It is powered by a Super Tiger 75 two-stroke glow engine with Bisson muffler and a 3-blade 13 x 8 prop. The wings have split flaps and measure 64 in., length is 58 in., and wing area is 842 in. It has Century Jet air retracts and weighs 13.5 lbs.

Ethel Burke photos

AS SEEN AT THE FIELD BY ETHEL BURKE

(The next 11 photos were taken by Ethel Burke. Thank You.)



Denver Bates, a board member, is flying this kit built Super Marine Spitfire. It is powered by a Zenoah 62cc gas engine with a 22 x 10 prop. The wingspan is 88 in. and it weighs 25 lbs. Flew well and runs quietly with stock muffler.



Bill Demore has a new Japanese Zero ARF 46 size from Hobby People VQ Models. The wingspan is 59.5 in. and fuselage length is 44.1 in. It is powered by an Evolution 46 two-stroke glow engine with a 2-blade 12 in. prop. It has mechanical retracts and weighs 8 lbs.



Varley Longson, a club officer, is flying this new Extreme Flight Edge 540T. It is powered by a DA-50cc gas engine with a 23 x 8 in. Mejzlik carbon fiber prop and landing gear. It has an MTW tuned pipe tunnel exhaust, Hitec digital servos, and a Smart Fly power system. The wingspan is 88 in., fuselage length is 85 in., wing area is 1450 sq. in. with a 31 oz. wing load, and weighs 19 lbs.10 ozs.



Master builder Frank Burke had a successful maiden flight with this new F-4 Phantom ARF from Rich Models. It is powered with a 91 Magnum 2-stroke glow engine. It has a 58.5 in. wingspan and length is 63 in. weighing 10 lbs. 8 ozs. Frank also has a new Corsair ARF from Troy Built Models on the next page. The fiberglass fuselage is 57.9 in. long and the wingspan is 74.2 in. with a wing loading of 46.7 oz. and it weighs 19.9 lbs. It is powered by a DLE-30cc gas engine and a 18 x 8 prop with electric retracts.



"Welcome" to new Club member, Merle Jager, who is flying this Super Cub from Hobby Zone. He is using an electric brushless motor, 1300 battery with 3S 11.1 volt and a Spectrum 2.4 radio



"Welcome" to new Club member, Roy DeMille, who is flying these 2 new electric warbirds. The Focke Wulf is from Fly Zone and has an 1800 mAh battery 11.1 volt with a 30 amp speed control. The Hellcat is from Airfield and has a 2200 mAh battery 11.1 volt with a 30 amp speed control.



Crawford Meeks has a new Piper Cub J-3 with spring-loaded landing gear. He is running a 350 watt electric motor, 30 amp speed control, and 3S 2200 battery.



John Hartsell is flying this new Extra 330 from 3D Hobby. The wingspan is 72 in. and it has a Hacker electric motor, Castle speed control with a 6 cell 5100 mAh pack. Arnon Brouner has the big brother size with a 103 in. wingspan powered by a DA-120cc gas engine.



John Hartsell is flying this new Extra 330 from 3D Hobby. The wingspan is 72 in. and it has a Hacker electric motor, Castle speed control with a 6 cell 5100 mAh pack. Arnon Brouner has the big brother size with a 103 in. wingspan powered by a DA-120cc gas engine.



Ed Ramsey is flying this new Patriot jet from Great Planes. It is powered by an OS-91 two-stroke glow engine with a 12 x 8 in. 3-blade prop. It has flaps with a wingspan of 58 in. and Robart air retracts weighing 9 lbs.

Palomar Dollars as of April 23, 2012. If you don't see your name here and have earned Palomar Dollars, please contact Varley Longson. Thanks.

DARRELL	ALBERT	125.00
DENVER P.	BATES	125.00
SCOTT R.	DEDIC	125.00
DAVID	DROWNS	125.00
BILL	HILL	125.00
LARRY	HUFFORD	125.00
VARLEY	LONGSON	125.00
CHARLES	MICHELI	125.00
DENNIS P	NEWBECK	125.00
GLENN	POHLY	125.00
MICHAEL	RAPP	125.00
RONALD	SCHUYLER	125.00
DAVID	TRUAX	125.00
DON	WADLINGTON	125.00
W. ALAN	WOLSTENHOLME	125.00
ALFONSO G.	ALVAREZ	40.00
JOHN	CLARK	30.00
TOM	MINEGAR	30.00
GARY S	KAPLAN	10.00

NOTICE

NOTICE

NOTICE

Our club has a library of information which you can use. Each month, our librarian, Larry (Gannon Box) Hufford, brings some of the material to the club meetings. They include magazines from the 1940's and up, books, videos, CD's, DVD's and other items. This is a club service and some of our new members may be unaware of it. If you want to find out exactly what we have, or if you wish we'd buy something for the club library that you could use, call Larry and discuss it with him.

In addition, we accept donations of DVD's, books, and pertinent items for our library.

**Joe Buko
editor**

FOR SALE FOR SALE FOR SALE FOR SALE



Clipped wing Piper Cub ARF by World Models. 63" wing span, 47" in length, 5 -1/2 pounds.

Powered by Saito 56 four stroke motor. JR servos and battery. Add your receiver and fly !!

Never has been flown ! Asking \$325. Ready to fly with your receiver !

Contact: Don Wadlington with questions. 619-992-2940.

Called to order:

The Meeting⁴² was called to order at 7:15 pm by Club President, Bill Hill.

Motion made:

A motion was made and seconded to waive reading of the Minutes and accept them into record as printed in the Transmitter.

Welcome:

The Members welcomed guest speaker Randy Carlton, AMA liaison for the Civil Air Patrol Cadets. Randy was given a round of applause by the members.

Treasurer's report:

Treasurer, Varley Longson, gave his report stating that the Club checking account balance was now \$28,617.72. Income for the month is \$814.00. Expenses total, \$2,206. Income from dues for 2012 is \$16,430. Club Membership is at 190. A motion was made and seconded to accept the Treasurer's report into the record.

Fallbrook Air Show:

Bill gave a re-cap of the Fallbrook Air Show that was held on Sunday, April, 15th. Glenn Pohly was CD for this event and is responsible for it's success. Thanks to Glenn, Bob Barrie and John Mclean for putting on a great show.

Hantavirus:

A reminder to all Members that San Diego County Vector Control has found Hantavirus to be present at Johnson field. Precautions should be taken when entering a container or emptying a trash can that might contain mice. Allow a few minutes for a closed container to "air out". A notice has been posted on the field bulletin board that details more information about the virus and how to avoid coming in contact with it.

Snakes:

Just a reminder that spring time is the start of snake season. A couple of sightings have been reported already. Be cautious, stay alert.

The Jungle:

Bill reminded us that the spring rains bring new growth in the jungle. With the new growth comes Poison Oak. Be sure to be covered as much as possible when venturing into the jungle. Use the "buddy system", don't go it alone. Also try to have a cell phone available when looking for that downed plane. Stay safe.

CAP Squadron 714:

A reminder, on May the 12th our Club will be hosting CAP cadets from Squadron 714 at Johnson Field. We will provide hands-on RC flying and a barbeque lunch for them. Club instructors will be on hand to assist the Cadets with their RC experience. Palomar dollars will be available to anyone who volunteers time at the event.

Young Adventurers:

Another activity is being planned with the Young Adventurers Club. This youth group is sponsored by the Rotary Club of Escondido. We plan to host them at the flying field on the 21st of July this summer. Activities will include flying the Club trainers with an instructor and lunch for all who attend.

Presentation: Air Patrol Cadet program.

Randy Carlson gave a presentation outlining his work history with the Civil Air Patrol. Randy is also the liaison be-

tween the CAP Cadet program and the AMA. The two organizations share many of the same goals concerning the introduction of young men and women into the Aerospace field. Palomar RC Flyers has agreed to pair with CAP Squadron 714 not only to teach the Cadets model building skills, but also introduce them to RC flying as well.

Model of the Month:

Alan Wolstenholme and Charles Micheli both brought models to share with the members. Alan's entry was a Sea Fury built from a Top Flite kit. It has a 64 inch wing span and is 58 inches long. It is powered by a Super Tiger 75, 2-stroke motor. Retracts are by Century Jet and it is beautifully finished in silk and dope. Nice war bird. Charles brought his Smith Mini plane to enter. It is covered in beautiful red and white oracote. Built from a Sig kit, it weighs in at 5 pounds and has a 46 inch wingspan. Charles spent about 3 ½ months completing this beauty. After a show of hands vote, Model of the Month for April, was awarded to Alan's Seafury.

Flight Training:

Lead Instructor, Dennis Newbeck, gave an update on the Monday night Training Program. Dennis stated that "Monday training was going well". "There are currently seven new pilots receiving instruction and progressing with each session". Dennis presented our newest graduate pilot to the Club. His name is Chris Salanga. Chris was awarded his Solo Pilots Certificate and congratulated with a round of applause.

HeliFreak Event update:

Scott Dedic, Heli Chairman, indicated that "planning for HeliFreak 2012 is well underway". "Although the event is still 178 days away, the website is generating interest and is expected to gather momentum as October draws closer". "Entries are expected to exceed last year's and also bring an increased number of spectators as well".

Combat event:

A reminder that our next scheduled combat event is June 10th at **Johnson Field**.

Prop injury:

Joe Buko told of a member of our Club that sustained a serious wrist injury recently while working on his electric powered plane. Props can inflict bodily damage in an instant. It is strongly suggested that the prop always be removed when making any repairs or modifications to an electric plane.

Door prize:

The meeting ended with the monthly door prize drawing. Congratulations to Jesse Martin, our winner for April.

The meeting was adjourned at 8:45 pm.

ROBERT DROUGHTON took these next eight photos at the Sack Master's Quanner @ Hemet on April 21, 2012.





Full scale or model? Answer on page 51.

Robert Broughton photos



Ron Peterka did an outstanding job on this scale Stinson.

Robert Broughton photos



Robert Broughton photo



Full scale or model? Answer on page 51

Joe Buko photo



Tim Waldon inside and along side the B-24 @ Palomar Airport on April 29, 2012. Joe Buko photos

Called to order:

The meeting was called to order at 7:02 pm by the Club President, Bill Hill.

Treasurer's Report:

Varley gave the Treasurer's report to the Board Members. "The Club checking account balance is currently \$27,991.23. Income from dues for 2012 is 16,505.00. For the period March 1st through April 25th income to the Club was 889.00. Expenses totaled 2,900.00. Membership is now 192".

Trash at Johnson Field:

Bill brought up the trash that has been dumped near the front gate of the flying field. Bill will be contacting our disposal service to find out who needs to be notified about the trash and arrange to have it removed as soon as possible.

Field first aid kit:

The first aid kit at the flying field needs to be inventoried and replenished where needed. The kit is an important item to all pilots, as you never know when it will be needed. Originally these were purchased at Costco for the Club. Our Safety Chairman, Todd Melton, will be contacted to follow up on this for us.

Noise at the field:

A round table discussion was held concerning our continuing efforts to minimize noise while flying. Bill related an incident while flying a few weeks ago on a Saturday. Shortly after a club member had finished towing a glider, Bill received a phone call from our neighbor across the freeway. Betty Lou had called to voice a "complaint" about the noise. The aircraft in question was within the Club guide lines for noise. The noise issue has been discussed at Club meetings for a number of months now. The Board feels as though our Members are doing their best to work towards lowering db levels. The issue of aircraft noise will never go away for us. Each of us must do what we can to help on this issue.

CAP Cadet event:

CAP Squadron 714 will be coming to our field on May 12th. Bill has arranged for some "demos" to be flown during the noon break. A barbeque lunch will be provided as well. The flight instructors will be on hand to give the Cadets a feel

for RC flying. The Board voted to allocate the funds for the event. Come out and join the fun on Saturday, May 12 at 9:00 am.

Fallbrook Air Show:

The recent Air Show was discussed. The question raised was, “in light of the incidents at this recent event, should Palomar RC Flyers continue to participate“? Management at the Fallbrook airfield is supportive of our displays and flight demonstrations. The Fallbrook Flyers RC Club has voiced their support as well. Positive feedback has come from our Club members. The discussion produced a number of suggestions that could be implemented next year to create a safer and less stressful environment for our Club flyers. We will ask that the event CD, Glenn Pohly, discuss the Club’s concerns and suggestions with Airport Management before next year’s event. It is felt a great event could be made even better with a few simple changes.

Runway reseal:

The condition of the aircraft runway was talked about. The recent rainy season has produced a new crop of weeds. Many are coming up through the cracks in the asphalt. The need and timing of a re-seal job was discussed. It was decided to obtain bids for the job. David Drowns has been asked to handle the bid process for us. The Board decided to have the reseal and striping finished prior to the 4th of July picnic. June 20th is the target date to have this done.

Bylaw review:

The last half of the meeting was devoted to discussing proposed changes to the Club Documents. The Board has been working towards “condensing and cleaning up” the language in our Documents for some months now. David Drowns and Varley Longson have spent many hours on this and we appreciate their efforts. We now are at the point of presenting these changes to the Club Members for their review. The new Bylaws will be e-mailed to the Mem-

bership to read in the next few days. In addition to this, the new document will be posted in the May edition of The Transmitter so that members can compare the old and new one at the same time. It is suggested that all Members take a few minutes to go over them as they will be discussed in depth at the May 17th General Membership meeting. Members will be able to make suggestions and comments at that time. A vote will take place at the June 17th General Membership Meeting to accept these changes to our documents.

The Meeting was adjourned at 8:52 pm.

Answers:

The PT-17 is a model @ the Hemet Scale Master's qualifier.

This is a full scale B-17G taken @ Palomar Airport on April 29, 2012. It's part of the Collins Foundation that visits airports around the country.



President emeritus George Dawe and his DeHavilland Beaver

Bill Hill photo

Good to go?

“Everything in life is a choice. At the end of the day, you will be judged by the quality of YOUR choices”.....

If you have been flying model airplanes for any length of time, you and your creation have had a mishap. Depending on your bond with this beauty, you may have made the decision to fix it as you are retrieving the parts. “I have the skill”, “I can make it fly again”. So starts the “Grieving process”.

Rightfully, it should be a process, not just a “scientific wild-a.. guess(SWAG). Emotions should be felt without cutting the first broken part and allowed to play out. Then when you have collected yourself, the journey can begin (give it a week without touching or thinking about it).

Start by letting the parts speak to you. Learn to understand how the forces of the crash have focused energy through the structure and why things exceeded structural design and failed. Remove covering and get down to the bottom of all damage. Twist and push on things that may have further damage. In the end of the first phase, you need to be satisfied that you know what is wrong and is worth fixing.

Or, will it be better to “just say good-bye to and old friend and remember the good days?

Full scale aircraft that experience major damage, are only brought back to service through accepted repair procedures and are governed by engineering rules and practices. You are the driving force here and it is your responsibility to apply you skills and knowledge to make an air-worthy ship fly again. Please ask yourself lots of hard questions along the way and never be satisfied with the answer. Simply gluing a broken part may not fix a problem. It may just add weight to a faulty joint. Fix it to Fly, not to Die.

Lastly, stress test your work to make sure your repairs are sufficient before you recover it. Test fly it like it was new, before you bring it out for the world to see.

Club Directory

CLUB OFFICERS

PRESIDENT	Bill Hill	760-738-0644
VICE PRESIDENT	David Truax	760-747-3485
SECRETARY	Don Wadlington	619-992-2940
TREASURER	Varley Longson	760-723-1335
BD MEMBER	Denver Bates	760-728-2880
BD MEMBER	Scott Dedic	858-674-4624
BD MEMBER	David Drowns	760-740-1715
BD MEMBER	Charles Micheli	760-489-5615
BD MEMBER	Darrel Albert	760-741-2505
BD MEMBER	Ron Schuyler	760-940-0408
BD MEMBER	Alan Wolstenholme	760-749-9259

CLUB OPERATIONS

Membership

Glenn Pohly 858-414-9749
 Varley Longson 760-723-1335

Advertising	Bill Hill	760-738-0644
Newsletter Editor	Joe Buko	760-726-8831
WebMaster	Barry Hirschberg	760-635-0025

SPECIAL INTEREST GROUPS

RC Combat Chairman	Darrell Albert	760-741-2505
Helicopter Chairman	Scott Dedic	858-674-4624

LOST AND FOUND

Vacant 760-727-4574

HEAD INSTRUCTOR

Dennis Newbeck 760-297-1134

SAFETY COORDINATOR

Todd Melton 760-305-8983

INSTRUCTOR LIST

Arnon Bourner	Basic Flight	858-385-0807
Butch Abongan	Basic Flight	760-855-2162
David Drowns	Basic Flight	760-740-1715
Todd Melton	Basic Flight	760-305-8983
Glenn Pohly	Basic Flight	858-414-9749
Tim Hitchcock	Basic Flight	760-458-8961

Please direct correspondence to:

PALOMAR RC FLYERS, Inc.
 P.O. BOX 141
 SAN MARCOS, CA 92079

Fax :909-679-7465

E-MAIL: info@palomarrcflyers.org

Catch us on the web at: www.palomarrcflyers.org




**Palomar
Flyers
Combat**

<http://members.cox.net/pfcombat>

Servowires.com
High Quality Servo Extensions at Inexpensive Prices

- Standard Duty Extensions
- Heavy Duty Extensions
- Twisted Extensions
- Y Connectors
- Servo/Battery Leads
- Bulk Wire
- Custom Extensions



- Our servo extensions feature **Futaba Female Connectors** that will accept Hitec, Futaba J, JR, Airtronics Z, etc. servos and extensions.
- The **Male Universal Connector** will connect to all modern receivers.
- **Gold Plated** Connectors on both male and female ends.
- Any length available from 4" to 48".
- Prices start at \$2.95.
- **FREE** shipping to all USA addresses.
- Palomar RC Members receive a 10% discount.

Web: www.Servowires.com
E-mail: Sales@Servowires.com



**Expert Radiator
& Air Conditioning**
Complete Auto Repair

Darrin Albert

Sales, Service & Parts for
Cars, Motorcycles, Light & Heavy Duty Trucks

426 Venture St., Escondido, CA 92029 • 760.489.0151

For The Best
in
401 K Plans Mutual Funds
Retirement Investments
Long Term Care Insurance

Call
Tom Minegar
800-585-0035

"Thou shalt not fly over the jungle"

at Low altitude
J8.
XI COMMANDMENT



COMPLETE MACHINE SHOP & AUTO PARTS

Cylinder Head Specialist

Line Boring

Nine's Computerized Engine Balancing

Cylinder Boring

Flywheel Grinding

Drum Turning

Rotor turning

Crank Kits

Engine Kits

Wet Magnafluxing

Complete Engine Rebuilding

FOREIGN & DOMESTIC AUTO PARTS

*Family Owned & Operated
34 years experience*

Complete line of Foreign & Domestic Auto Parts at Competitive Prices



Monday-Friday 8 am to 6 pm
Saturday 8 am to 4 pm



Palomar RC Flyers

Pay the same price that your mechanic or repair shop does when you present your club card at the time of purchase.

760 - 746-6110
1960 W. MISSION ROAD - SUITE 1-5 - ESCONDIDO
(Just East of Nordahl)



President Bill Hill

**2012
CLUB OFFICERS**



Vice President David Truax



**Treasurer/Membership
Chairman
Varley Longson**



Secretary Don Wadlington

Club Board Members



Alan W. Wolstenholme



Charles Micheli



Scott Dedic



Darrell Albert



Denver Bates



Ron Schuyler



David Drowns

DISCOUNT HOBBY STORES

AS ALWAYS, THANK YOU FOR SHOPPING WITH HOBBY PEOPLE!

We are proud to support your club with the placement of this ad!

Stores Near You!

- See *and* touch
- Expert help!

Hobby People®
DISCOUNT HOBBY STORES
CALIFORNIA:

- | | |
|-----------|-----------------|
| Camarillo | El Cajon |
| Encino | Fountain Valley |
| Hesperia | Lake Forest |
| Lakewood | Lawndale |
| Murrieta | Orange |
| Pasadena | Riverside |
| Redlands | Santa Clarita |
| San Diego | |

NEVADA:

- Las Vegas East
- Las Vegas North

For store info, call:
1-866-HOBBY-4-U

COME SEE OUR EXCITING NEW LINE OF FLYFLY DF JETS!

These high quality, highly detailed, molded EPS foam kit, DF Jets feature scale details so refined, you might mistake them for desktop display models!

Wingspan: 56in



F-86 Sabre
 EPS Kit with 92mm Fan
 Motor, Fixed Gear
 No. 662706
 Reg. ~~\$249.99~~
On Sale! 219⁹⁹

SAVE \$30.00!

Wingspan: 48in



F-100 Super Sabre EPS Kit w/92mm
 Includes Fan, BL Motor, Fixed Gear
 No. 662709
 Reg. ~~\$199.99~~
Sale! 169⁹⁹

Wingspan: 44in



Hawker Hunter EPS Kit w/92mm
 Includes Fan, BL Motor, Fixed Gear
 No. 662710
 Reg. ~~\$299.99~~
Sale! 269⁹⁹

Wingspan: 54in



BAE Hawk EPS Kit w/92mm
 Includes Fan, BL Motor, Fixed Gear
 No. 662706
 Reg. ~~\$249.99~~
Sale! 219⁹⁹

Wingspan: 41in



F-4 Phantom EPS Kit w/92mm
 Includes Fan, BL Motor, Fixed Gear
 No. 662707
 Reg. ~~\$259.99~~
Sale! 229⁹⁹

Wingspan: 37.6in



Mirage 2000 EPS Kit w/92mm
 Includes Fan, BL Motor, Fixed Gear
 No. 662701
 Reg. ~~\$199.99~~
Sale! 169⁹⁹